

SL2210 SAMSUNG GU10 LED LAMP




The Superlight SL2210 is a high quality 10W LED GU10 downlight lamp suitable for new and existing projects. The universal GU10 base and conventional GU10 dimensions allow the SL2210 lamp to be retro-fitted into any existing GU10 light fitting.

The lamps incorporate very advanced passive-cooling heatsink design and superior Samsung LED chip for significantly increased light-output performance & illuminance

SPECIFICATIONS

Input Voltage:	110-265VAC
Max Power Consumption:	10Watts
LED Quantity:	9 (Single chip multi-LED)
LED Classification:	Samsung 2323
Lamp Base:	GU10
Standard Beam Angle:	40° Beam
LED Driver:	Integral
Dimensions:	GU10 D50 x H53mm
Thermal Management:	Advanced Passive Cooling
Optical Lens Material:	Patented Poly-MMA
Recommended Ambient Temp:	-25 ~ +75°C

PHOTOMETRIC INFORMATION

- SL2210-21 Warm White  CCT 3000K CRI →85
- SL2210-17 Neutral White  CCT 4000K CRI →85
- SL2210-15 Cool White  CCT 6000K CRI →85



TYPICAL APPLICATIONS

LED retro-fit of existing halogen GU10 lamps
New installations of GU10 style light fittings

CUSTOMIZATION OPTIONS

Custom LED colour temperatures available by request
Custom LED lens & viewing angle available by request
Minimum order quantity →50pcs applicable for custom options

ORDERING INFORMATION

- SL2210-15 10W GU10 LED Lamp Cool White 6000K 
- SL2210-21 10W GU10 LED Lamp Warm White 3000K 
- SL2210-17 10W GU10 LED Lamp Neutral White 4000K 